



Location: ACL1 - City Hall

Report on 24-hour TSP monitoring

Action Level ($\mu\text{g}/\text{m}^3$) - 163

Limit Level ($\mu\text{g}/\text{m}^3$) - 260

Date	Sampling Time	Weather Condition	Filter paper no.	Filter Weight, g		Elapse Time, hr		Sampling Time, hr	Flow Rate, m^3/min			Total Volume, m^3	TSP Level, $\mu\text{g}/\text{m}^3$
				Initial	Final	Initial	Final		Initial, Q_{si}	Final, Q_{sf}	Average		
5-Mar-16	8:00	Cloudy	014816	2.7880	2.9470	22697.92	22721.92	24.00	1.32	1.32	1.32	1903	83.5
11-Mar-16	8:00	Cloudy	013937	2.8142	2.8751	22724.92	22748.92	24.00	1.34	1.34	1.34	1928	31.6
17-Mar-16	8:00	Cloudy	014932	2.7804	2.8810	22751.92	22775.92	24.00	1.33	1.32	1.33	1910	52.7
23-Mar-16	8:00	Rainy	013924	2.8074	2.9366	22779.92	22803.92	24.00	1.17	1.18	1.18	1696	76.2
29-Mar-16	8:00	Cloudy	014979	2.8097	3.0666	0.25	24.25	24.00	1.20	1.20	1.20	1729	148.6

Report on 1-hour TSP monitoring

Action Level ($\mu\text{g}/\text{m}^3$) - 460

Limit Level ($\mu\text{g}/\text{m}^3$) - 500

Date	Sampling Time	Weather Condition	Filter paper no.	Filter Weight, g		Elapse Time, hr		Sampling Time, hr	Flow Rate, m^3/min			Total Volume, m^3	TSP Level, $\mu\text{g}/\text{m}^3$
				Initial	Final	Initial	Final		Initial, Q_{si}	Final, Q_{sf}	Average		
7-Mar-16	8:15	Cloudy	014120	2.8012	2.8112	22721.92	22722.92	1.00	1.32	1.32	1.32	79	125.9
7-Mar-16	9:18	Cloudy	013943	2.8270	2.8357	22722.92	22723.92	1.00	1.32	1.32	1.32	79	109.5
7-Mar-16	10:21	Cloudy	013940	2.8181	2.8301	22723.92	22724.92	1.00	1.32	1.32	1.32	79	151.1
12-Mar-16	8:05	Cloudy	013947	2.8103	2.8136	22748.92	22749.92	1.00	1.34	1.34	1.34	80	41.2
12-Mar-16	9:30	Cloudy	014793	2.8328	2.8343	22749.92	22750.92	1.00	1.34	1.34	1.34	80	18.7
12-Mar-16	11:00	Cloudy	014950	2.7925	2.7992	22750.92	22751.92	1.00	1.34	1.34	1.34	80	83.6
18-Mar-16	8:05	Cloudy	013934	2.8219	2.8298	22775.92	22776.92	1.00	1.32	1.32	1.32	79	99.5
18-Mar-16	9:11	Cloudy	013931	2.8013	2.8054	22776.92	22777.92	1.00	1.32	1.32	1.32	79	51.7
18-Mar-16	10:19	Cloudy	013928	2.8262	2.8303	22778.92	22779.92	1.00	1.32	1.32	1.32	79	51.7
24-Mar-16	8:15	Rainy	014997	2.8075	2.8129	22803.92	22804.92	1.00	1.18	1.18	1.18	71	76.1
24-Mar-16	9:18	Rainy	014985	2.8074	2.8110	22804.92	22805.92	1.00	1.18	1.18	1.18	71	50.7
24-Mar-16	10:22	Rainy	014982	2.7947	2.7977	22805.92	22806.92	1.00	1.18	1.18	1.18	71	42.3
30-Mar-16	8:15	Cloudy	014976	2.8018	2.8209	24.26	25.26	1.00	1.20	1.20	1.20	72	265.8
30-Mar-16	9:17	Cloudy	014973	2.7986	2.8206	25.26	26.26	1.00	1.20	1.20	1.20	72	306.2
30-Mar-16	10:19	Cloudy	014865	2.8371	2.8527	26.26	27.26	1.00	1.20	1.20	1.20	72	217.1



Location: ACL2a - Contractor HK/2012/08 Site office

Report on 24-hour TSP monitoring

Action Level ($\mu\text{g}/\text{m}^3$) - 187.3

Limit Level ($\mu\text{g}/\text{m}^3$) - 260

Date	Sampling Time	Weather Condition	Filter paper no.	Filter Weight, g		Elapse Time, hr		Sampling Time, hr	Flow Rate, m^3/min			Total Volume, m^3	TSP Level, $\mu\text{g}/\text{m}^3$
				Initial	Final	Initial	Final		Initial, Q_{si}	Final, Q_{sf}	Average		
5-Mar-16	8:00	Cloudy	014786	2.8169	3.0175	5025.22	5049.22	24.00	0.99	0.99	0.99	1425	140.8
11-Mar-16	8:00	Cloudy	013951	2.8275	2.9037	5052.22	5076.22	24.00	1.14	1.13	1.13	1634	46.6
17-Mar-16	8:00	Cloudy	014933	2.7875	2.8912	5079.23	5103.23	24.00	1.06	1.05	1.06	1521	68.2
23-Mar-16	8:00	Rainy	014904	2.8052	2.8923	5106.23	5130.23	24.00	1.03	1.04	1.03	1484	58.7
29-Mar-16	8:00	Cloudy	014998	2.8027	3.0505	5133.22	5157.22	24.00	1.14	1.13	1.14	1636	151.5

Report on 1-hour TSP monitoring

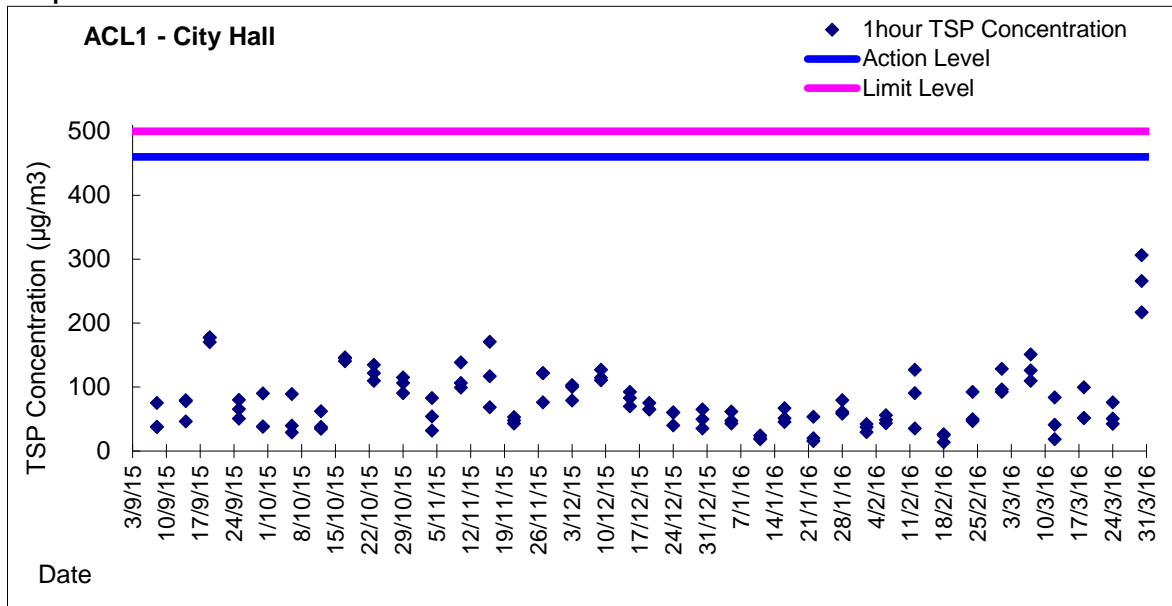
Action Level ($\mu\text{g}/\text{m}^3$) - 300.1

Limit Level ($\mu\text{g}/\text{m}^3$) - 500

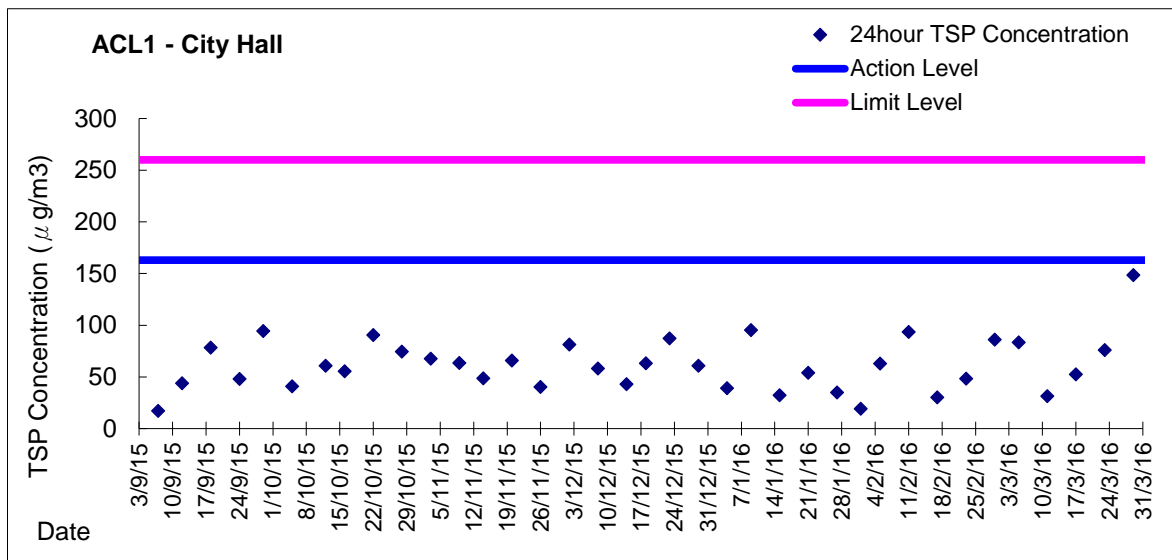
Date	Sampling Time	Weather Condition	Filter paper no.	Filter Weight, g		Elapse Time, hr		Sampling Time, hr	Flow Rate, m^3/min			Total Volume, m^3	TSP Level, $\mu\text{g}/\text{m}^3$
				Initial	Final	Initial	Final		Initial, Q_{si}	Final, Q_{sf}	Average		
7-Mar-16	8:27	Cloudy	014791	2.8170	2.8236	5049.22	5050.22	1.00	0.99	0.99	0.99	59	111.0
7-Mar-16	9:42	Cloudy	014785	2.8016	2.8121	5050.22	5051.22	1.00	1.12	1.12	1.12	67	156.8
7-Mar-16	10:55	Cloudy	013967	2.8290	2.8373	5051.22	5052.22	1.00	1.12	1.12	1.12	67	123.9
12-Mar-16	8:34	Cloudy	013971	2.8269	2.8305	5076.23	5077.23	1.00	1.13	1.13	1.13	68	53.1
12-Mar-16	10:06	Cloudy	014778	2.8292	2.8339	5077.23	5078.23	1.00	1.07	1.07	1.07	64	73.4
12-Mar-16	13:00	Cloudy	014956	2.7804	2.7870	5078.23	5079.23	1.00	1.00	1.00	1.00	60	109.5
18-Mar-16	8:34	Cloudy	014996	2.8100	2.8195	5103.23	5104.23	1.00	1.12	1.12	1.12	67	142.0
18-Mar-16	10:06	Cloudy	014992	2.8182	2.8265	5104.23	5105.23	1.00	1.05	1.05	1.05	63	131.4
18-Mar-16	13:00	Cloudy	014988	2.7991	2.8154	5105.23	5106.23	1.00	0.99	0.99	0.99	59	274.3
24-Mar-16	8:25	Rainy	014898	2.8382	2.8421	5130.23	5131.23	1.00	1.04	1.04	1.04	62	62.8
24-Mar-16	10:00	Rainy	014893	2.8356	2.8374	5131.23	5132.23	1.00	1.04	1.04	1.04	62	29.0
24-Mar-16	13:00	Rainy	014889	2.8286	2.8313	5132.23	5133.23	1.00	1.04	1.04	1.04	62	43.5
30-Mar-16	9:07	Cloudy	015057	2.7542	2.7679	5157.22	5158.22	1.00	1.13	1.13	1.13	68	201.5
30-Mar-16	10:35	Cloudy	015052	2.7674	2.7803	5158.22	5159.22	1.00	1.13	1.13	1.13	68	189.7
30-Mar-16	13:00	Cloudy	015047	2.7563	2.7709	5159.22	5160.22	1.00	1.13	1.13	1.13	68	214.7



Graphic Presentation of 1 hour TSP Result

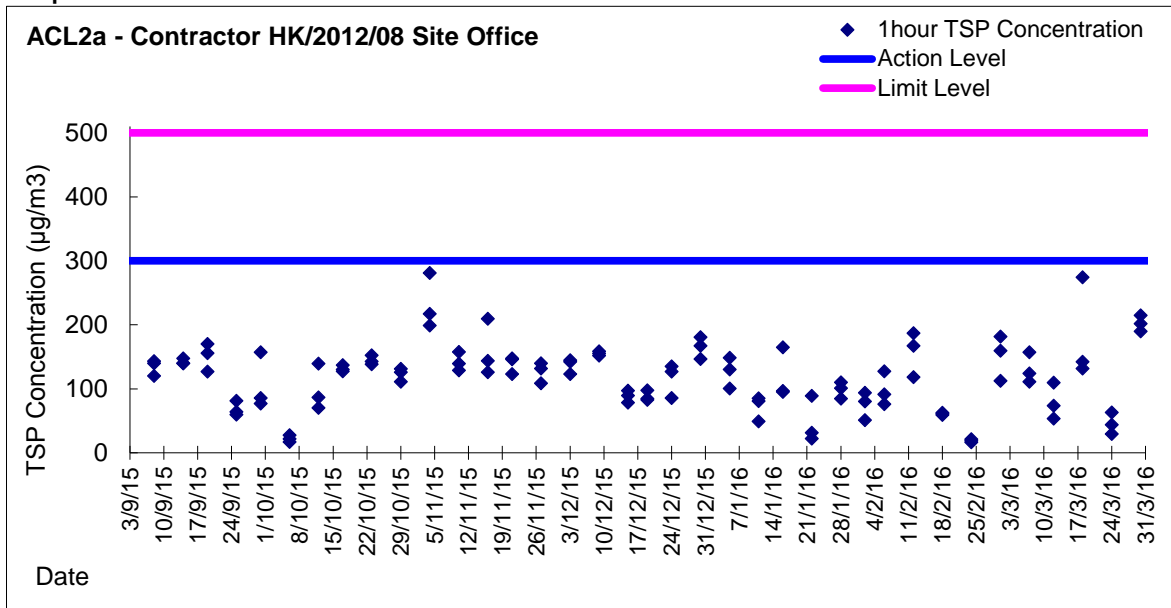


Graphic Presentation of 24 hour TSP Result





Graphic Presentation of 1 hour TSP Result



Graphic Presentation of 24 hour TSP Result

